

# FS-RZRPRO-01

79-15030

## POLARIS RZR Pro XP Sub-Frame Support Kit



**HIGHLIFTER**

**SEIZMIK™**



[sales@highlifter.com](mailto:sales@highlifter.com)



800-699-0947 | 8:00am - 5:00pm CST



7455 Atkinson Drive, Shreveport, LA 71129



[www.highlifter.com](http://www.highlifter.com)

Parts Available For These Popular Brands and Others

**POLARIS**

**can-am**



**HONDA**

**Kawasaki**



**YAMAHA**

## ***PRODUCT DISCLAIMER***

The installation of products sold or manufactured by High Lifter Products including, but not limited to suspension components such as lift kits, gear reduction lifts, frame stiffener kits, snorkels, and tires that exceed the original specifications for the vehicle, may change the vehicle's center of gravity and handling characteristics both on- and off-road. You are aware that the installation of tires that are larger than original vehicle specifications may reduce the effectiveness of the braking system. Use of these products may place added stress to the original factory vehicle components which could cause them to weaken or possibly fail.

Products sold or manufactured by High Lifter Products are intended for off-road use only. Operation of a vehicle modified with these products on a road could result in serious bodily injury or death, and such operation may violate the laws of your state or municipality. You agree to operate your vehicle exclusively in the manner intended by the vehicle manufacturer. You agree that failure to safely and reasonably operate your vehicle could result in serious bodily injury or death, and that, as a result of installation of this product(s) to your vehicle, extreme care must be taken to prevent vehicle rollover or loss of control, which may be more likely to occur as a result of said modifications. You will avoid unsafe maneuvers, including sudden sharp turns or other abrupt maneuvers, which could make a vehicular accident more likely. You understand that High Lifter Products, Inc. is not responsible or liable for any damages or any injuries to yourself or your passengers that could occur upon possible accidents due to driver error, incorrect installations, bad judgment, incompatibility with other aftermarket accessories or natural disasters to the fullest extent allowable by law.

You will have all vehicle occupants fasten seatbelts, if equipped, and wear proper safety equipment, such as DOT approved helmet and eye protection prior to operating the vehicle. You understand and acknowledge that failure to wear proper safety equipment may increase the risk of serious bodily injury or death to yourself and any passengers.

Proper installation of products sold or manufactured by High Lifter Products, Inc. requires knowledge of the factory recommended procedures for removal and installation of original equipment components. Installation of these products without proper knowledge and experience may affect the performance of these components and the safety of the vehicle and cause serious bodily injury or death. It is strongly recommended that a certified mechanic familiar with the installation of similar components perform the product(s) installation.

Prior to installing any products sold or manufactured by High Lifter Products you will perform or cause to be performed an inspection of their vehicle to confirm its condition is suitable for the installation of these products. A proper inspection of the vehicle includes confirmation that the vehicle has not been in a collision and is free of corrosion. If the vehicle is suspected to have been in a collision or misused, or is otherwise unsuitable for modification, you will not install the product(s). You will continue to inspect the vehicle prior to each use to confirm its condition is suitable for its intended use, and you acknowledge that the failure to do so may result in serious bodily injury or death, as well as damage to the vehicle itself.

You will install any warning labels provided with the product so it may be prominently seen by yourself and all passengers. You will notify all passengers of the modifications performed to your vehicle prior to operation.

Insurance companies may handle coverage of a modified vehicle differently. Please check with your insurance carrier prior to modifying the vehicle to ensure your coverage remains sufficient.

Installation of this product(s) may void your vehicle warranty. If this is a concern, please check with the manufacturer or dealer before purchase or installation of this product(s).



## READ BEFORE INSTALLATION

By purchasing and installing High Lifter products, user agrees that should damages occur, High Lifter will not be held responsible for loss of time, use, labor fees, replacement parts, or freight charges. High Lifter will not be held responsible for any direct, indirect, incidental, special, or consequential damages that result from any product purchased from High Lifter. The total liability of seller to user for all damages, losses, & causes of action, shall not exceed the total purchase price paid for the product that gives rise to the claim.

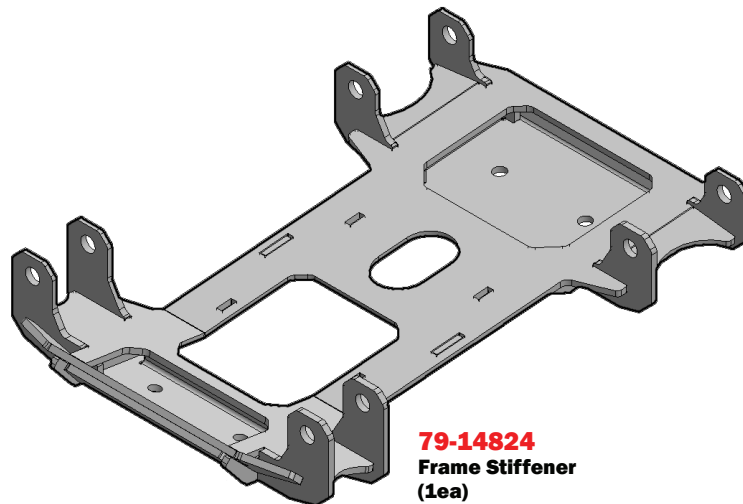
## DEALERS AND INSTALLERS

You are responsible for informing your customer and end user of the information contained above and the increased potential hazards of operating a side-by-side equipped with this component. All owners need to be informed that it is their responsibility to notify anyone operating the vehicle, as well as any passengers, that said vehicle is modified.

## PARTS DIAGRAM

### FRAME STIFFENER & HARDWARE


#### FS-RZRPRO-01



**79-14824**  
Frame Stiffener  
(1ea)



**54-96123**  
M12x80mm  
Flange Head Bolt  
(2ea)



**54-96125**  
M12x120mm  
Flange Head Bolt  
(2ea)



**54-96126**  
M12x1.75  
Lock Nut  
(4ea)

# Front INSTALL

## REMOVING STOCK COMPONENTS

Wheels

1



## PASSENGER SIDE


**!** For safety make sure that the unit is supported with jack stands before working under the unit and before removing the lower control arm bolts.

Refer to step 2 images regarding jack placement to allow for the area of installation.

## REMOVING STOCK COMPONENTS

Factory Bolts

2



Remove the factory bolts connecting the lower control arms to the frame.



Position the frame stiffener plate 79-14824 to align the tab holes with the frame.

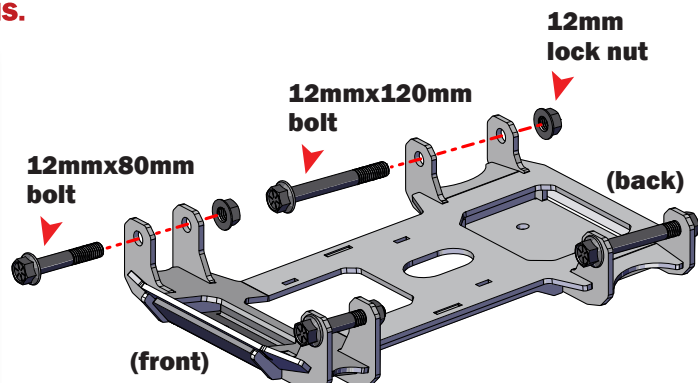

## STIFFENER

Install

3

Replace the factory hardware with 12mmx80mm bolts (front), 12mmx120mm bolts (back), & 12mm lock nuts.

**FASTEN HARDWARE TO FACTORY SPECIFICATIONS.**





## HIGH LIFTER LIMITED LIFETIME WARRANTY

High Lifter offers a Limited Lifetime Warranty to the original purchaser that our product shall be free from defects in material and workmanship for the life of the product if utilized in accordance with the manufacturer's instructions for installation and operation of said products.

### LIMITED LIFETIME WARRANTY EXTENDS TO THE FOLLOWING PRODUCT LINES:

- Lift Kits (Signature, Standard and Big Lifts)
- Control Arms
- Trailing Arms
- Radiator Relocation Kits
- Portal Gear Lifts
- Wheel Spacers
- Tow Hooks
- Control Arm Link Kits

Damages to vehicle or any other object during the installation, use, or removal of High Lifter products are not covered under this warranty. Normal wear items included with any of the products covered under this Limited Lifetime Warranty are excluded from coverage. These items include, but are not limited to heim joints, tie rods, bearings, bushings, seals, gaskets, zinc plating, painted and powder coated finishes. Other exclusions of coverage under this warranty include, but are not limited to: damage or product failure due to improper installation, lack of maintenance, product modification, abuse, collision or use on vehicles for which product was not designed, repairs performed by anyone other than approved High Lifter personnel or made using non-High Lifter components. This warranty is valid for the original purchaser only and is non-transferable. High Lifter reserves the right to inspect any product before determining if the claim is valid and covered under this warranty. Claims determined to be caused by reasons other than a manufacturer defect will be rejected and an estimate for repair or cost of a replacement product if a repair is not possible, will be provided.

This warranty is exclusive and is in lieu of any implied warranty of merchantability, fitness for a particular purpose or other warranty of quality, whether express or implied, except the warranty of title.

### WARRANTY PROCESSING

If you suspect your product is defective, **DO NOT** disassemble the product to determine the cause without prior approval as it may void your warranty status. This is especially true with our Portal Gear Lift. To begin the claim process, please e-mail our warranty team at [warrantycare@highlifter.com](mailto:warrantycare@highlifter.com) and include the following in the e-mail:

- ☐ Your full name, address and contact phone number.
- ☐ The year, make and model of your vehicle
- ☐ The part number of the product
- ☐ Photos of the product installed, and vehicle product is installed on
- ☐ Proof of Purchase (Required for all warranty claims and you must be the original purchaser)

Once a claim is created, you will receive a return authorization number (RMA). Write this number on the outside of the box containing your defective product and include it along with your name and contact information inside the box. Product must be returned in the original box or a box of equal strength and packaging. Product sent without an RMA number visible on the outside of the box or sent COD will be refused. Ship your product to the following address:

#### High Lifter Products

**Attn: Returns 7455 Atkinson Drive. Shreveport, LA 71129**

Once your product is received, we often have your replacement or repaired product shipped back to you within 3-business days of receiving it. Please note that High Lifter is not responsible for shipping charges on product returned for warranty or repair, including duties and fees required by those residing outside the United States.

# THANK YOU FOR CHOOSING HIGHLIFTER

